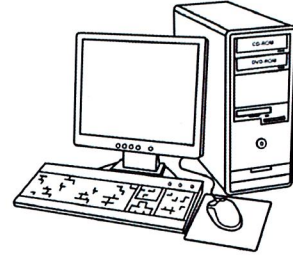



## Special Areas – 5<sup>th</sup> Grade



Dear Parents,

This packet is a collection of work from your child's Special Area teachers at Ellicottville Central School. This work includes simple tasks for each subject area that your child should be working on as part of their virtual learning experience, in addition to their core classes.

In this packet, you will find work for the month of **September** from:

Art – Mrs. Lechner


Computers – Mrs. Reed

Library – Mrs. Illig

Music – Ms. Fortais

Band – Ms. Weller

Physical Education – Mr. Mendell



*Please have your child complete the work enclosed, and following instructions included on the pages for each subject, send pictures of the requested completed work via email to Mrs. Leanne Pfeffer at: [lpfeffer@ecsny.org](mailto:lpfeffer@ecsny.org)* If you can not email the work, please place it back in the folder and return it to school.

***This packet is due by September 30<sup>th</sup>***

Please note: This work will be graded for report card purposes, and needs to be completed and returned in order for your child to be given a passing grade. This packet is due by the end of September, and a new packet will be sent home prior to the start of October.

*we will get thru this*  
**TOGETHER**



If you have any questions about the work that is to be completed, please contact the appropriate teacher (contact information below). Thank you for your support and cooperation. Please reach out with questions at any time, and remember, we will get through this together!

Mrs. Lil Lechner  
[llechner@ecsny.org](mailto:llechner@ecsny.org)  
(716) 699-2318 Ext. 1172

Mrs. Pam Illig  
[pillig@ecsny.org](mailto:pillig@ecsny.org)  
(716) 699-2318 Ext. 1105

Ms. Anna Fortais  
[afortais@ecsny.org](mailto:afortais@ecsny.org)  
(716) 699-2318 Ext. 1127

Mrs. Heather Reed  
[hreed@ecsny.org](mailto:hreed@ecsny.org)  
(716) 699-2318 Ext. 1138

Ms. Kathy Weller  
[kweller@ecsny.org](mailto:kweller@ecsny.org)  
(716) 699-2318 Ext. 1147

Mr. Chris Mendell  
[cmendell@ecsny.org](mailto:cmendell@ecsny.org)  
(716) 699-2318 Ext. 1151

Dear ECS Family,

I have come up with an Art Challenge Calendar for your child to work on. I have designed a different activity for each day of the week. Please do not feel that you will need to do every activity listed. Look through the calendar and pick at least 1 activity each week that your child will feel comfortable doing. When you complete the activity please place a check in the box for the art log.

If you have any concerns you have my email or the COV hotline from school.

Happy Creating!


Mrs. Lechner

COV Hotline 699-6059

# September 2020



Art - 5th Grade  
Mrs. Lil Lechner

Sunday	Monday	Tuesday	Wednesday	Thursday	Friday	Saturday
Pick one activity a week.		1	2	3	4	5
6	7 Labor Day 	8 Draw a picture of yourself. (Self-Portrait)	9 Draw a picture of yourself with your mask on.	10 Go outside and find the primary color Red.	11 Design your own mask.	12
13	14 Go outside and find the primary color yellow.	15 Draw a picture of a sunflower. You can color it in or paint it.	16 Your Choice (Do what you want)	17 Put an apple on your table and see if you can draw it. Use red and green to color it in.	18 Find some rocks and make a sculpture.	19
20	21 Find the primary color blue in your home or outside.	22 Make a color wheel using red, orange, yellow, green, blue and purple. You can draw it or objects found in your home.	23 Draw a picture of a bird. If you have supplies color it in. You can add a nest.	24 Take a plastic cup with water. Use a drop of red and yellow food coloring. She what color it will make. You can also use watercolor.	25 Make a sculpture out of blocks.	26
27	28 Paint a picture of a landscape.	29 Draw a picture of your favorite animal.	30 Your Choice (Do what you want)			

# Mrs. Lechner's Activity Log

Please check off activities after you complete them and send this sheet back at the end of the month with the other special area teacher's assignments.

THANK YOU!

	MONDAY	TUESDAY	WEDNESDAY	THURSDAY	FRIDAY
WEEK 1 9/8-9/11					
WEEK 2 9/14-9/18					
WEEK 3 9/21-9/25					
WEEK 4 9/28-10/2					



Greetings ECS Students and Families,

I have missed seeing you all so much! I am looking forward to being back in school and working with all of you again!

This letter is to inform parents and families on what the expectations are for CAI classes as we start the school year. With limited amounts of 1:1 devices, computer class will be a little different. Most of the computer programs will have to be used at home. I understand that many families do not have internet, devices and good service. IT IS OKAY!!!! I just ask that you try your best and if you can work on the programs, great! If not, that is okay too.

I will be checking weekly on progress. I am able to see how often students log in to programs, what they have completed and how long they have worked. Students will be graded this year so please do your best to complete the work.

Please feel free to email me with any questions or concerns! I look forward to an exciting and eventful school year!

Thank you,  
Heather Reed  
CAI Teacher  
[hreed@ecsny.org](mailto:hreed@ecsny.org)

### **First Grade**

Students would come to CAI twice a week for 30 minutes. Please have your child work on these programs for **at least 30 minutes a week.**

- Xtra Math (Daily)
- Choice of Reading Eggs or Math Seeds

### **Third Grade**

Students would come to CAI twice a week for 30 minutes. Please have your child work on these programs for **at least 30 minutes a week.**

- Xtra Math (Daily)
- Choice of Reading Eggs or Math Seeds
- Typing Club
- Study Island (Please wait for Mrs. Reed to show you how to use the program before starting! We will not be using this for at least a couple of weeks.) THANK YOU!

### **Second Grade**

Students would come to CAI twice a week for 30 minutes. Please have your child work on these programs for **at least 30 minutes a week.**


- Xtra Math (Daily)
- Choice of Reading Eggs or Math Seeds
- Typing Club

### **Fourth and Fifth Grades**


Students would come to CAI three times a week for 30 minutes. Please have your child work on these programs for **at least 45-60 minutes a week.**

- Xtra Math (Daily)
- Study Island
- Typing Club

# September 2020




Library - 5th Grade  
Mrs. Pam Illig

Sunday	Monday	Tuesday	Wednesday	Thursday	Friday	Saturday
		1	2	3	4	5
6	7 Labor Day 	8 What is the purpose of information?	9	10	11	12
13	14 Define database	15	16	17	18	19
20	21 Name the database that houses magazine articles.	22	23	24	25	26
27	28 Can you tell me how we get to the databases?	29	30			

## LIBRARY ASSIGNMENTS

Name \_\_\_\_\_

**\*Please initial if your child completed the library assignment.**



### September

1. \_\_\_\_\_

2. \_\_\_\_\_

3. \_\_\_\_\_

4. \_\_\_\_\_

### October

1. \_\_\_\_\_

2. \_\_\_\_\_

3. \_\_\_\_\_

4. \_\_\_\_\_



# Music – 5<sup>th</sup> Grade Band

Kathy Weller

[kweller@ecsny.org](mailto:kweller@ecsny.org)

(716) 699-2318 Ext. 1147 (school)

(716) 599-0172 (cell)

September 2020

Dear Parents,

Hello! My name is Kathy Weller, and I will be your child's band teacher again this year. We are definitely living in crazy times, and music is something that we desperately need to keep us relaxed. I will do my best to provide activities that DO encourage your child to create, explore, learn, and love music, but that do NOT increase your stress level. Each monthly packet will include some activities, some easier than others, plus directions to practice instruments 1-2 times per week. Pick activities that work best for your family, and do as much as you are able/comfortable with. Every activity in the packet does not need to be completed in order for me to give sufficient grades.

Attached are music activities for the month of September for your child. There is one main activity per week, plus some "extra" ones that you can do if there is time/desire to do so, and of course practicing instruments always counts! As you are navigating through the "virtual learning" for all subjects, please do not fret over the amount of band work that is done. I would be just as happy if you tell me that you put on your favorite song and had a family dance party and/or did a little practicing!

**I will have to provide grades for this work for report cards, so please: fill out the attached Activity Log, take a picture of it, and email it to Mrs. Pfeffer at: [lpfeffer@ecsny.org](mailto:lpfeffer@ecsny.org) Please also include pictures of any worksheets that your child completes.**

If you can't email it, you can send the hard copies back to school, in the envelope they came in.

*This packet is due by September 30<sup>th</sup>, and a new packet will be sent to you for October.*

I intend to make the activities ones that your child can do with little or no help from you, other than perhaps getting them started. However, if you find that you do not understand or need help with anything, please email, call the school, or text/call my cell.

Following this page, you'll see a calendar with weekly (and extra) activities, then the Activity Log to fill out and return.

Thank you so much for all you're doing, and please reach out at any time if I can help in any way. And remember: We WILL get through this – together, but apart! ☺



*Kathleen L. Weller*


Kathy Weller



# September 2020



Band - 5th Grade  
Ms. Kathy Weller

Sunday	Monday	Tuesday	Wednesday	Thursday	Friday	Saturday
Ms. Weller's YouTube channel: (this link is also listed on my school website)	<a href="https://www.youtube.com/channel/UCv3wQqVmd8ihot3NBmv53Og/featured">https:// www.youtube.com/ channel/UCv3 wQqVmd8ihot3NBm v53Og/featured</a>	1	2	3	4	5
6	7  Labor Day	8 Find your book, instrument, play a song or two to remind yourself how!	9	10	11	12
13	14 Practice songs from your book 1-2 times this week, for 10-15 minutes	15	16	17	18	19
20	21 Worksheet A or B (or both!)	22	23	24	25	26
27	28 Practice "Zombie Stomp" and play it for your family	29	30	"Extra" activities:	- Put on a concert for your family - Make up a song!	- Have a dance party! - Check out my YouTube page for ideas & help
Week #1:						
Week #2:						
Week #3:						
Week #4:						

# Silly Sentences 1


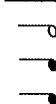






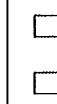

Using the words provided, make a silly sentence with words that start with each letter of the word.

### Example: MUSIC—My Uncle Sings In Cabbages

Word	Silly Sentence
Music	
Rhythm	
Barline	
Time	
Signature	
Common	
Rest	
Dotted	
Note	
Name	

Write the correct time signature next to the rhythm. When you have finished, try clapping them!

4	3	2
4	4	4

	Time signature	Rhythm
1		
2		
3		
4		
5		
6		
7		
8		
9		
10		

# 5th Grade Band Activities - Ms. Kathy Weller

## September

### Activity Log & Practice Record for: (Name) \_\_\_\_\_

**Practice Record:** Write down date of practice, how many minutes, and what you worked on.

Date: _____ Minutes: _____ What was practiced: _____	Date: _____ Minutes: _____ What was practiced: _____	Date: _____ Minutes: _____ What was practiced: _____
Date: _____ Minutes: _____ What was practiced: _____	Date: _____ Minutes: _____ What was practiced: _____	Date: _____ Minutes: _____ What was practiced: _____
Date: _____ Minutes: _____ What was practiced: _____	Date: _____ Minutes: _____ What was practiced: _____	Date: _____ Minutes: _____ What was practiced: _____
Date: _____ Minutes: _____ What was practiced: _____	Date: _____ Minutes: _____ What was practiced: _____	Date: _____ Minutes: _____ What was practiced: _____
Date: _____ Minutes: _____ What was practiced: _____	Date: _____ Minutes: _____ What was practiced: _____	Date: _____ Minutes: _____ What was practiced: _____
Date: _____ Minutes: _____ What was practiced: _____	Date: _____ Minutes: _____ What was practiced: _____	Date: _____ Minutes: _____ What was practiced: _____

### Other activities (such as worksheets)

Date: _____ Short description of music activity: _____ _____	Date: _____ Short description of music activity: _____ _____	Date: _____ Short description of music activity: _____ _____
Date: _____ Short description of music activity: _____ _____	Date: _____ Short description of music activity: _____ _____	Date: _____ Short description of music activity: _____ _____

***Parents: Take a picture of this completed Activity Log and email it to:***

***lpfeffer@ecsny.org (or send back hard copy to school)***

***This will count towards 1st Quarter grades for music.***

Bonus! Did you do extra work? This could include "extra" practicing you did, mini-concerts you put on, SmartMusic work you did, and more! Tell me all about the "extra" stuff you did here!





September, 2020  
Ms. Fortais  
Music  
4<sup>th</sup> and 5<sup>th</sup> Grade  
afortais@ecsny.org

Hello parents and students,

I hope you all have had a wonderful summer! My name is Ms. Anna Fortais, and I will be teaching 4<sup>th</sup> and 5<sup>th</sup> grade music this year. I am excited to share weekly activities for you all, so that you can experience music at home.

In this section you will find:

- A monthly calendar for September with activities for each week
- Explanations of the activities, and other materials that go along with them
- A checklist to fill out of the weekly activities to turn in at the end of the month

Please be sure to:

- Read all of the directions given for each activity
- Fill out all of the given worksheets that may go along with your activities. Fill out the checklist for these activities and all other activities completed as well (including the extra ones).
- **Activities that require a worksheet:** Take a picture of the completed activity sheet when submitting activities and fill out the checklist.
- **Activities that do not require a worksheet:** Fill out the checklist accordingly

See the cover letter of the special area teachers packet for information on who to submit work to. Please note that these activities will be calculated into your child's grade for this subject.

Email me at [afortais@ecsny.org](mailto:afortais@ecsny.org) with any questions, clarifications, or just to check in.


I hope to hear from you!

Ms. Fortais

# September 2020



Music - 4th Grade  
Ms. Anna Fortais

Sunday	Monday	Tuesday	Wednesday	Thursday	Friday	Saturday
		1	2	3	4	5
6 Week 1	7 Labor Day 	8 Musical Summer booklet	9	10	11	12
13 Week 2	14 Listen and Roll Activity	15	16	17	18	19
20 Week 3	21 Music At Home Bingo	22	23	24	25	26
27 Week 4	28 Listen to your favorite song, why do you like it?	29	30	EXTRA Activities:	Create a dance to your favorite song, and perform it for someone	

## Music Activities- Ms. Fortais

### Musical Summer Booklet Instructions- Week 1

I hope you have had a good summer! Complete this booklet so I can get to know you a little better!

### Listen and Roll Activity Instructions- Week 2

With help, use the website

OR search "Camille Saint Saens- Danse Macabre"

Complete the Listen and Roll activity


You will need: 1 six sided dice

Roll the dice. Answer the question about the piece that your dice landed on. You can write it on the sheet, or on a separate piece of paper.

Answer one question for each round (each round is one page of questions). So, in total you would only answer one question from each sheet. You can answer more if you would like!



# MY MUSICAL SUMMER



This musical book  
belongs to:


Name:

-----

# THIS SUMMER I...

Circle "yes" or "no" for each statement.

- |  |     |    |
|--|-----|----|
| 1. Played an instrument.....                         | Yes | No |
| 2. Sang a song.....                                  | Yes | No |
| 3. Attended a concert.....                           | Yes | No |
| 4. Saw a movie.....                                  | Yes | No |
| 5. Played a video/computer game....                  | Yes | No |
| 6. Found a cool music video online....               | Yes | No |
| 7. Heard a brand new song.....                       | Yes | No |
| 8. Listened to music on an<br>electronic device..... | Yes | No |



# MUSICAL FAVORITES:

Fill in your favorites in the blanks.

1. Instrument: \_\_\_\_\_


2. Vocal Artist: \_\_\_\_\_

3. Genre: \_\_\_\_\_

4. Song: \_\_\_\_\_

5. Music Class Game: \_\_\_\_\_

What is your favorite way  
to experience music?





# SUMMER LOVIN'


These are three songs that remind me of summer.

1. \_\_\_\_\_
2. \_\_\_\_\_
3. \_\_\_\_\_


This is some information about how I learn best.

This year in music class, I would like to:


My favorite way to learn is through:




# Listen & Roll




What was one thing you liked about this piece?




How would you describe the dynamic or volume of this piece?




How would you describe the tempo or the speed?



How do you feel after listening to this piece?




What instruments or voices did you hear?




What was one thing you did not like about this piece?




# Listen & Roll




How would you describe the tempo or the speed?




Did you like or dislike this piece?  
Give one reason why.




How would you describe the dynamic or volume of this piece?



How would you describe the mood or feeling?




What instruments or voices did you hear?




What would you consider the style of this piece to be?




# Listen & Roll 3




How would you describe the tempo? Does it change?




What is your opinion of this piece? Give one reason why.




How would you describe the dynamics of this piece? How and when did they change?




What instruments does the composer use to create the mood of this piece?



What is the mood of this piece?



What would you consider the style of this piece to be?





Music Activities- Ms. Fortais

Music At Home Bingo- Week 3

Choose from the activities on this bingo board to do this week. Color in the activity that you completed to get "BINGO." The standard bingo rules apply, get one row in any direction to complete this activity!

Music Activities- Ms. Fortais

Favorite Song- Week 4

What is your favorite song? This week you will listen to your favorite song. Tell someone why you like this song, and how it makes you feel. For an extra activity, create a dance to your favorite song.

Name: \_\_\_\_\_ Teacher: \_\_\_\_\_

# Music At Home

## BINGO

Sing a song from music class to a grownup	Listen to a song story	Play an instrument	Play Songmaker on Chrome Music Lab	Learn & recite a nursery rhyme
Write your own song!	Play Rhythm on Chrome Music Lab	Watch The Remarkable Farkle McBride	Design & draw a new instrument	Watch a Line Rider Video
Play along with a Musication Video	Sing your favorite song		Arrange some beats on Incredibox	Teach someone 4 rhythms
Practice writing some rhythm patterns	Dance to your favorite song	Create a Song on Melody Maker	Tell someone an instrument you want to play and why	Make some siren sounds in your head voice
Use pots, pans or milk jugs to drum!	Explore Chords on Chrome Music Lab	Learn a new song!	Watch Cello Wars!	Learn some Beat Boxing Skills!

## Music Activities- Ms. Fortais

Activity Checklist
--------------------

Date:

Activity Completed:

Comments:

Date:

Activity Completed:

Comments:

Date:

Activity Completed:

Comments:

Date:

Activity Completed:

Comments:

Date:

Activity Completed:

Comments:

ECS ELEMENTARY PHYSICAL EDUCATION  
MR. CHRIS MENDELL



ECS Eagles

Dear Parents,

Welcome to the 2020-21 School Year! Let me take this opportunity to introduce myself if you don't know me. My name is Mr. Chris Mendell and I am the Elementary Physical Education teacher here at ECS Elementary. It's a pleasure to once again work with your child and family, albeit these unusual times. However, as you know, fitness is an essential facet of a child's physical and emotional well-being, so I am excited to detail our plan for your child and all remote learners.

***As a remote learner, your child will be required to complete 120 minutes of fitness each week.*** The work your child completes at home will be graded as Physical Education is part of the compulsory education requirement of all New York state students.

For your child to receive a passing grade, I am asking for your help as a parent. Your child may follow the monthly calendar of activities provided or choose their own activities. The goal is simple – 120 minutes of physical activity each week. It's also understood that inclement weather may alter focused activities. I ask that you use your best judgment in providing high-quality fitness activities for your child. Thank you!

Please follow this procedure for grading purposes:

- ⇒ For each week of physical fitness as outlined in the attached Monthly Activity Calendar, please fill out the enclosed "Weekly P.E. Activity Log," which includes spaces for your signature.
- ⇒ After each month of completion, please take a picture of the activity log and send it via email to Mrs. Pfeffer at [lpfeffer@ecsny.org](mailto:lpfeffer@ecsny.org)
- ⇒ September's activity log is attached to this note for your use.

***To access the videos outlined on the Monthly Activity Calendar, please type the URL or go to Ellicottville Central. com. Look under the tab for remote learning.***

Please feel free to contact me at [cmendell@ecsny.org](mailto:cmendell@ecsny.org) if you have any questions or concerns. Again, Welcome Back! I look forward to working with your child in person, real soon!

Warm regards,


Mr. Chris Mendell



# September 2020



Physical Education - 5th Grade  
Mr. Chris Mendell

Sunday	Monday	Tuesday	Wednesday	Thursday	Friday	Saturday
<a href="https://family.gonoodle.com/activities/touchdown-dance">GoNoodle Video</a> <a href="https://family.gonoodle.com/activities/touchdown-dance">https://family.gonoodle.com/activities/touchdown-dance</a>	<a href="https://family.gonoodle.com/activities/the-game">GoNoodle Video</a> <a href="https://family.gonoodle.com/activities/the-game">https://family.gonoodle.com/activities/the-game</a>	1	2	3	4	5
6	7  Labor Day	8 Go for a walk or Hike	9 Play catch with a ball of choice	10 Jump rope-design and create your own	11 Practice tumbling activities ( log roll, forward roll, Cartwheel, Roundoff	12
13	14 Make a obstacle course	15 Dribble a ball with each hand	16 Ride your bike	17 Dribble a soccer ball through obstacles	18 Weed flower beds or garden	19
20	21 Design your own workout with at least 5 exercises	22 Build a fort	23 Make a bowling alley with home made pins	24 Make a indoor or outdoor scavenger hunt	25 Practice standing long jump and measure distance	26
27	28 Practice throwing a ball at several cans lined up	29 Play your favorite music and dance	30 Pick out a family game for a family game night		<a href="https://family.gonoodle.com/activities/its-party-time">GoNoodle Video</a> <a href="https://family.gonoodle.com/activities/its-party-time">https://family.gonoodle.com/activities/its-party-time</a>	

# Weekly P.E. Activity Log

Child Name: \_\_\_\_\_

ECS Assigned (in-person) Classroom Teacher: \_\_\_\_\_

Weekly Log	Parent Signature My child has completed 120 minutes of physical fitness for this week.
Week of Sept 8-11	
Week of Sept 14-18	
Week of Sept 21-25	
Week of Sept. 28 – Oct. 2	